

Instructions from your doctor

Your doctor has prescribed you PLEINVUE® for bowel cleansing prior to your examination.

Read all of this leaflet carefully before you start taking this medicine, and always take it exactly as described in this leaflet or as your doctor or pharmacist has told you. For further important information, including special warnings, side effects and storage of Pleinvue®, please refer to the package leaflet.

Instructions regarding what to eat the day before the examination:

- a light breakfast
- a light lunch
- the previous evening you may eat a clear soup and/or a plain yogurt
- the evening meal must be finished by around 8 p.m. in this case

Do not consume any solid foods as soon as you start taking Pleinvue® until after the clinical procedure.

Do not drink any alcohol, milk, red or purplecolored drinks (such as blackcurrant juice) or any other drinks containing fruit pulp.

MORNING

Roughly between
6 a.m. and 10 a.m.



LUNCH

Roughly between
12 noon and 2 p.m.




THE EVENING BEFORE

Around 8 p.m.



Preparation

1 pack of Pleinvue® contains 3 sachets in total. Dose 1: 1 sachet, Dose 2: 2 sachets (A+B)



DOSE 1




Empty the contents of dose 1 into a container that can hold at least 500 ml of liquid.



Top up with water to 500 ml. **Stir well until the powder has dissolved.** This can take up to **about 8 minutes.**

DOSE 2



Prepare the contents of dose 2 (sachets A and B) in the same manner at the prescribed time.

Once prepared, Pleinvue® can be drunk immediately or kept covered in the refrigerator below 25°C (77°F) or up to 24 hours.

Taking DOSE 1

On the morning of the examination

Dose 1
PLEINVUE®*



0,5 l

+

clear
liquid**



min. 0,5 l



Drink the Pleinvue® and the additional clear liquid
IN SMALL SIPS over a period of at least 1 hour.*

ONLY IF INSTRUCTED BY A DOCTOR

Stay close to an available toilet once
you have started to drink the solution.



Date/time

***You can drink clear liquid before, during and after taking Pleinvue® to avoid becoming dehydrated.**

It is essential to also drink the additional quantities of clear liquids as specified.

**Water, clear soup, fruit juices (without pulp), soft drinks, tea and/or coffee without milk.

Taking DOSE 2

On the morning of the examination (≥2 hours later)

Dose 2 (A+B)
PLEINVUE®*



0,5 l

+

clear
liquid**



min. 0,5 l



Drink the Pleinvue® and the additional clear liquid
IN SMALL SIPS over a period of at least 1 hour.*

ONLY IF INSTRUCTED BY A DOCTOR

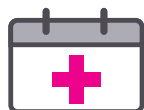
Stay close to an available toilet once
you have started to drink the solution.



Date/time

HANDY TIP: Drink Pleinvue® chilled and/or through a straw. Drink warm tea before the Pleinvue®, to “warm up” the stomach; or else take sips of warm tea between sips of Plenvu. (Herbal-type teas such as green tea, lemon balm, ginger or lemon tea.) Between these times, chew some gum, suck on menthol candy or slices of lemon or orange.

Examination



ONLY IF INSTRUCTED BY A DOCTOR

Date/time



Stop consuming any liquids:

- **two hours before** a clinical procedure **under general anesthetic**, or
- **one hour before** a clinical procedure **without general anesthetic**

Please allow enough time to travel to your colonoscopy after taking the last portion.

IMPORTANT: You are not allowed to drive after undergoing an examination under general anesthesia. (Insurance coverage is missing)